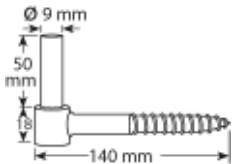


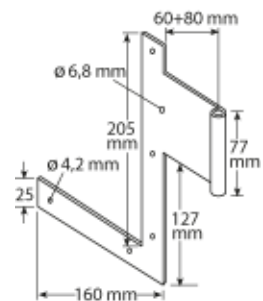
Standard-Beschlag

für Kunststoff-Klappläden

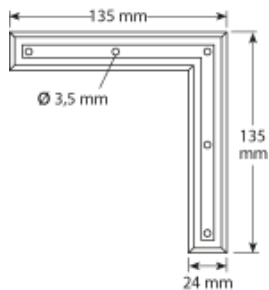
Standard-Schraubkloben



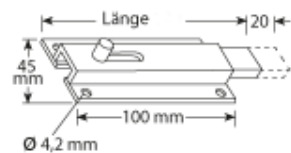
Standard-Winkelband



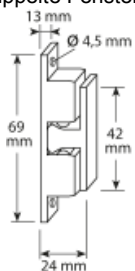
Ladenwinkel



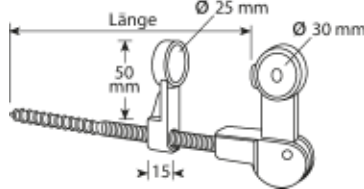
Standard-Ladenriegel
(Länge 120+220 mm)



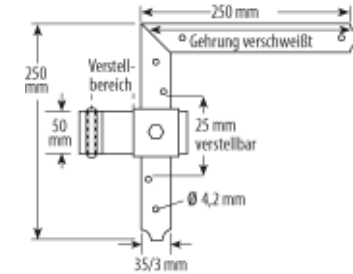
Kugelschnapper
für gekoppelte Fensterläden



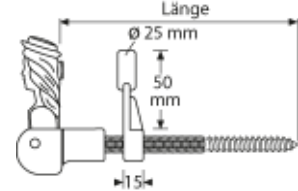
Standard-Ladenfeststeller



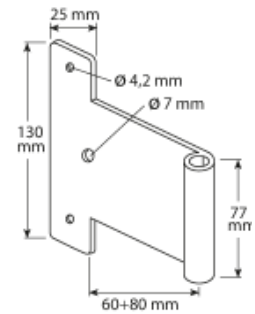
Schnellmontage-Winkelband
vertikal und horizontal verstellbar
(alternativ)



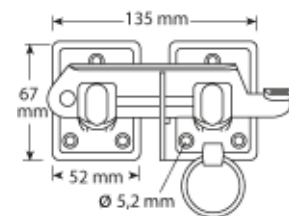
Ladenfeststeller
mit Frauenkopf



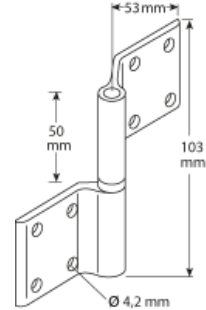
Winkelmittelband
(Mitte Türflügel)



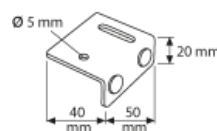
Standard-Ladenverschluss



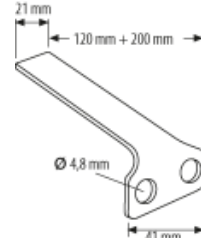
Standard-Ladenscharnier
gekröpft (bei gekoppelten Läden)



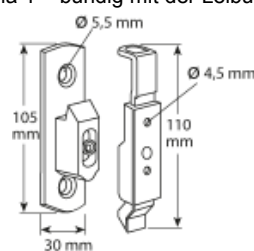
Alu-Winkel zu Ladenriegel
(Schema 1 – bündig mit der Leibung)



Riegelanschlag zu Ladenriegel
(Schema 4 – über die Leibung)



Ladenhalter für gekoppelte Türläden
(Schema 1 – bündig mit der Leibung)



Ladenhalter für gekoppelte Türläden
(Schema 4 – über die Leibung)

